

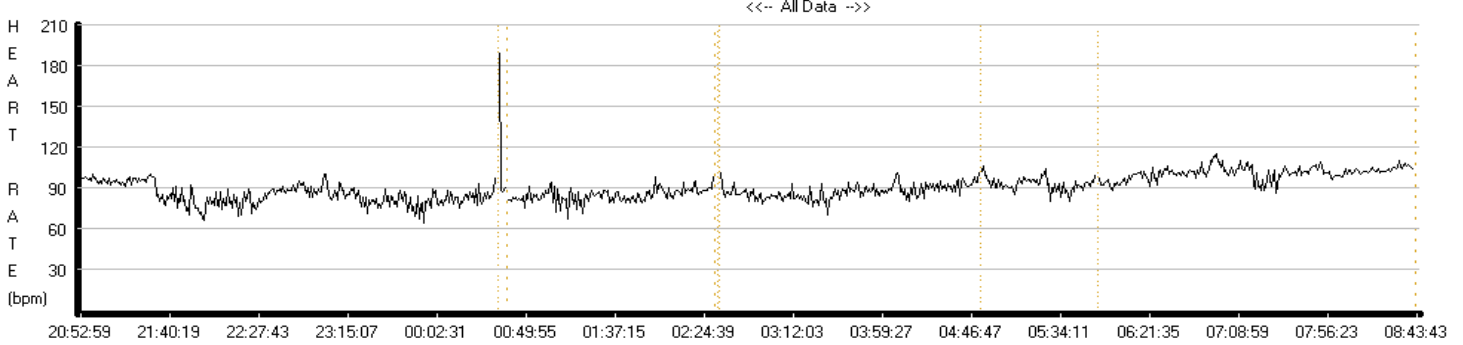
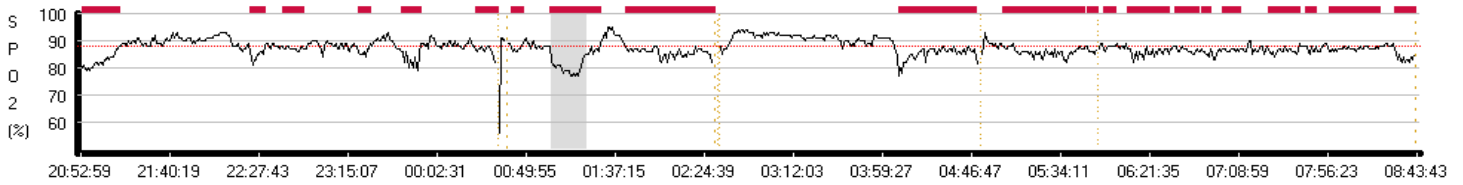


### Sleep Report

Patient Name: **Simulated Demo Data**  
Physician  
Test Date: July 6, 2007  
Time:

MRN#:  
Age: 0  
Gender: Male  
Room# Out/P

Height (cm): 0  
Weight (Kg): 0  
B.M.I.: 0.0



SpO2 %	% Total Time	SpO2 Events	DeSat Events
95-100	0.13	0	
89-94	32.52	0	
85-88	53.48	0	378
80-84	11.73	14	14
75-79	2.05	0	14
70-74	0	0	0
65-69	0	0	0
60-64	0	0	0
<b>≤ 88</b>	<b>67.26</b>	<b>14</b>	<b>406</b>

Heart Rate	% Total Time	HR Events
> 200	0.04	0
175-200	0.06	0
150-174	0.01	0
125-149	0	0
100-124	17.96	0
75-99	78.72	0
50-74	3.22	0
< 50	0	0

	SpO2	HR	DeSat
Min	43	62	43
Max	95	251	88
Ave	87.3	90	86
Events	1	0	29
S.D.	3.28	9.70	

**Supplemental Oxygen Used: 2.0 LPM**

Total Recording Time: **11:50:48**  
Total Analyzed Time: **11:45:24**  
Total Time Excluded: **0:05:24**

Total Time SpO2 was 88% or less: 7:55:04

- SpO2 Event is based on a 3% drop that lasts for at least 72 seconds.
- Heart Rate Event is based on a 30 bpm change that lasts for at least 120 seconds.
- Desaturation Event is based on an SpO2 at 88% or below that lasts for at least 240 seconds.
- Excluded Data

Tech Comments:

Tech: \_\_\_\_\_

Phys. Interp:

ABG	
pH	
PCO2	(mmHg)
PO2	(mmHg)
Base Ex.	(mmol/L)
Bicarb	(mmol/L)
TCO2	
O2 Sat	(%)
FIO2	

Interpreting Physician: \_\_\_\_\_



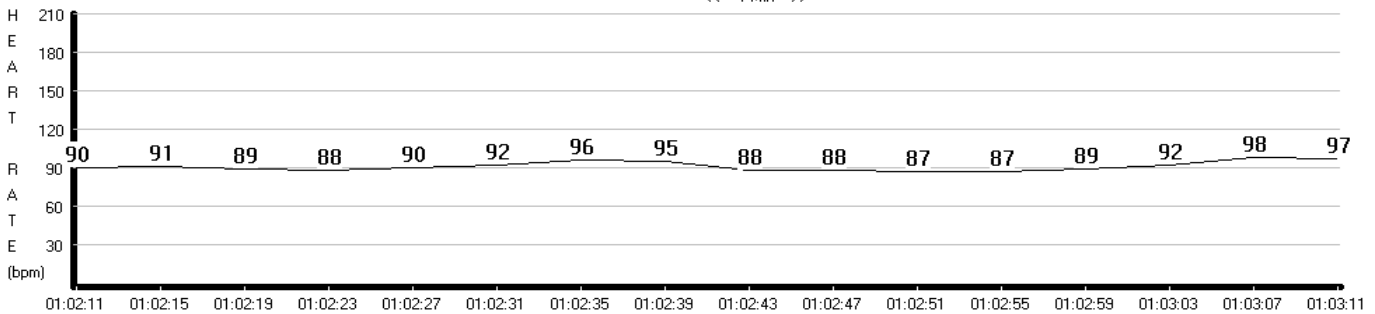
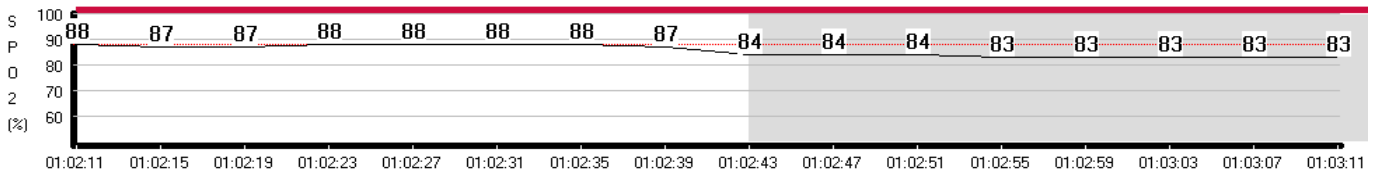
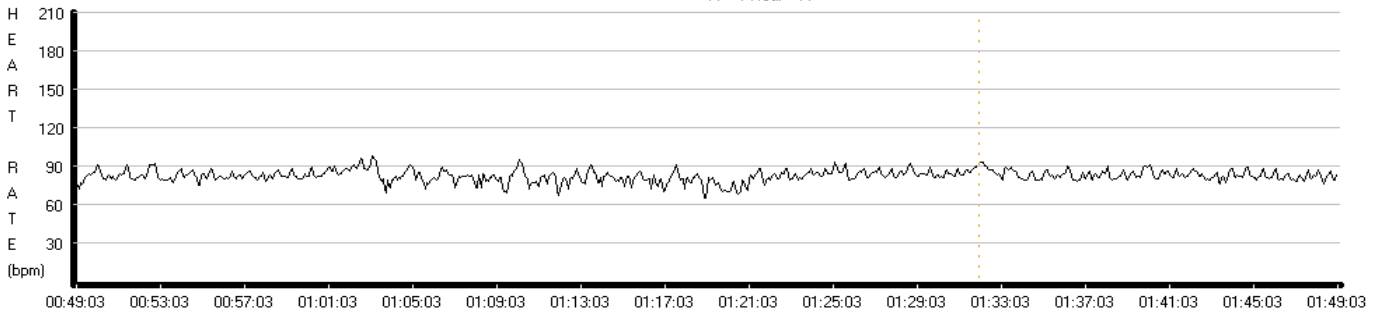
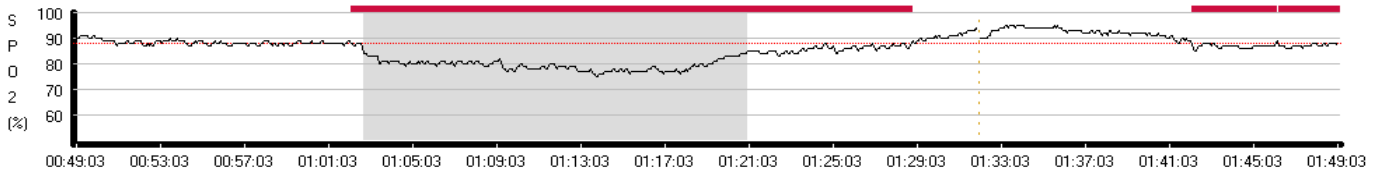
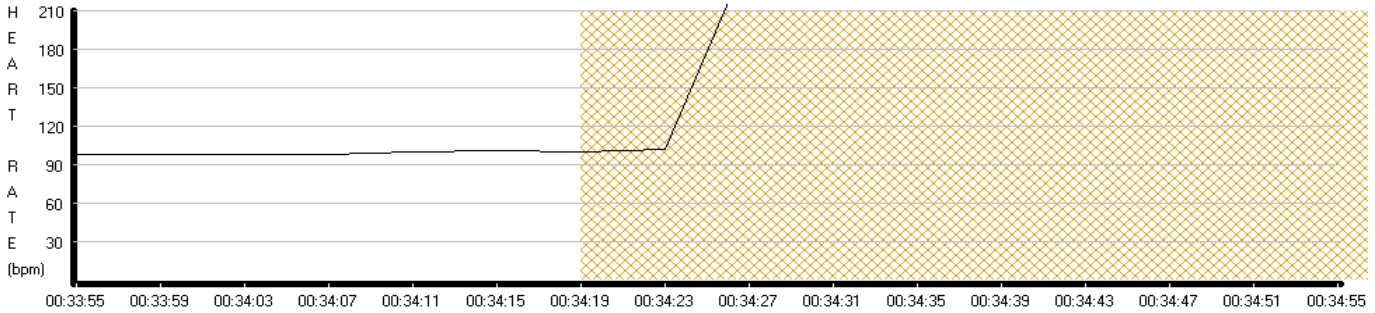
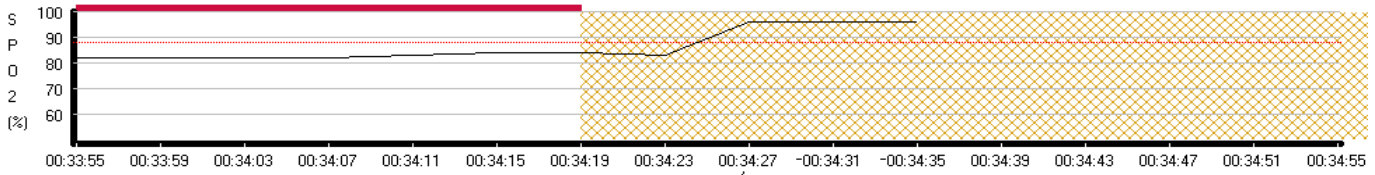


Sleep Report

Patient Name: **Simulated Demo Data**  
Physician  
Test Date: July 6, 2007  
Time:

MRN#:  
Age: 0  
Gender: Male  
Room# Out/P

Height (cm): 0  
Weight (Kg): 0  
B.M.I.: 0.0



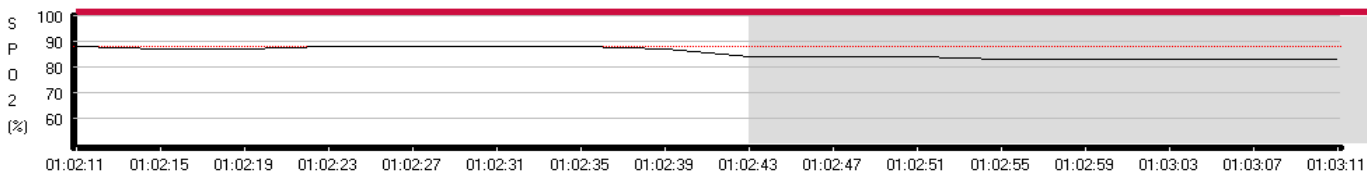


Sleep Report

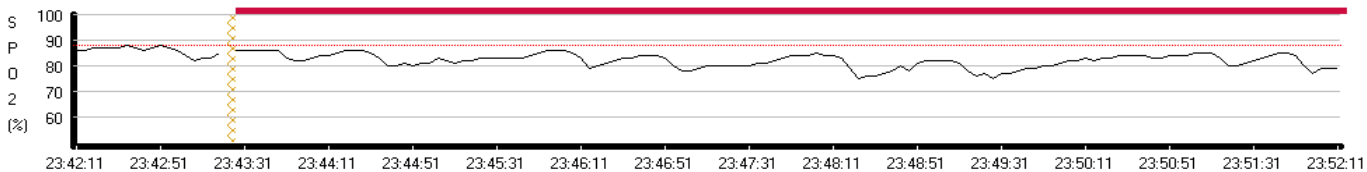
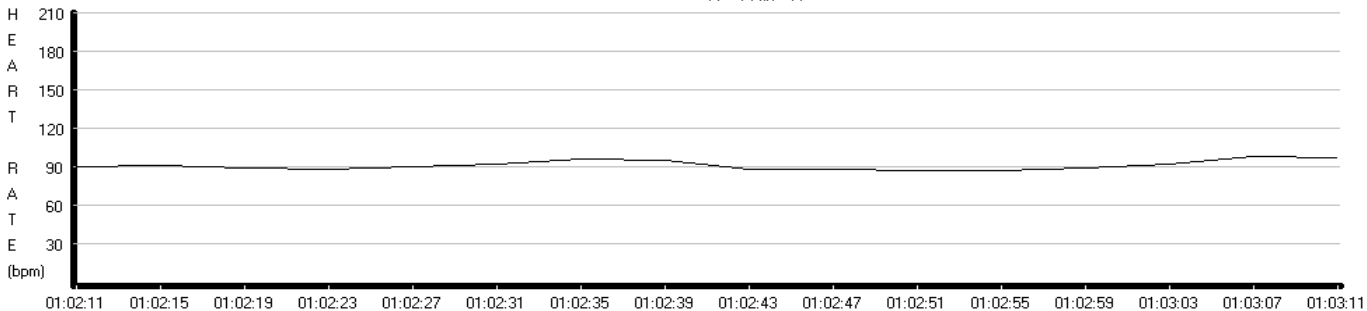
Patient Name: **Simulated Demo Data**  
Physician  
Test Date: July 6, 2007  
Time:

MRN#:  
Age: 0  
Gender: Male  
Room# Out/P

Height (cm): 0  
Weight (Kg): 0  
B.M.I.: 0.0



<<- 1 Min ->>



<<- 10 Min ->>

